

2021

2020 12

11

1		
2		
3		
4		2021
5		2021
6		

7		
8		
9		
10		
11		2021
12		2021
13		2021

14		2021
15		
16		2021

2

1

361,980.63

92.79%

2

2.65% 45.42% 8.28%

43.65%

3

4

1-2

2-3

5

1

155,995.37

2

5,722.44

3

18.51%

4

-6,997.81 2021 31,524.57

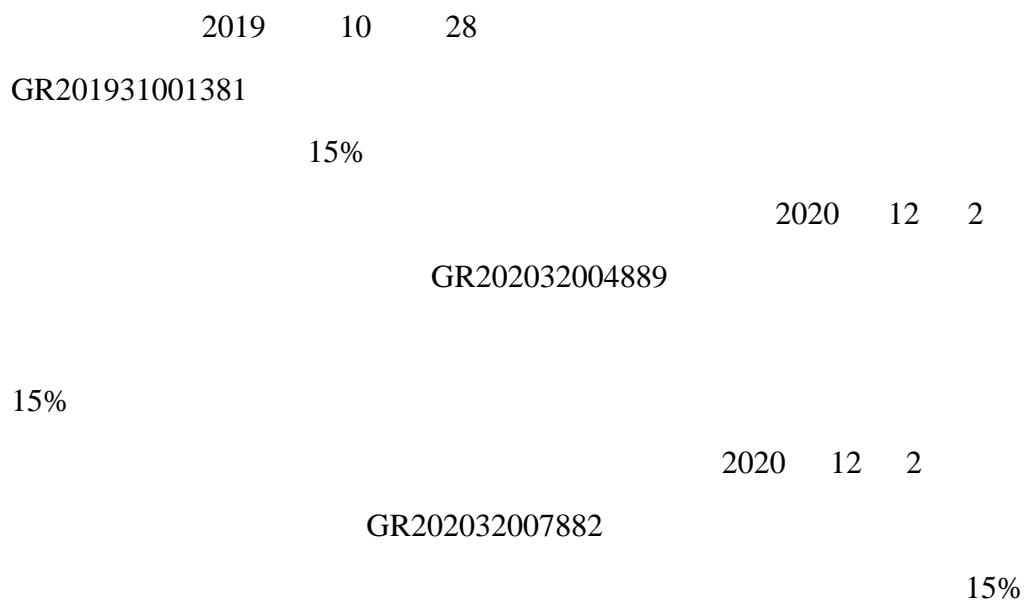
5

37.62% 190,498.52

6

70.37%

7



1

2

3

2021

2021

	2021	2020	%
	390,088.66	272,750.68	43.02
	31,524.57	24,843.99	26.89
	27,474.13	21,012.44	30.75
	-6,997.81	14,127.00	-149.53

	2021-12-31	2020-12-31	%
	185,095.54	67,927.02	172.49
	672,670.15	637,767.71	5.47

	2021	2020	%
	1.91	1.63	17.18
	1.91	1.63	17.18
	1.67	1.38	21.01
	29.99	45.26	15.27

%

2021

2021

2021

14,204.24

2020

7.96%

3.64%

2020

4.82%

1.18

1

2021 12 31

1		1,702.50		'		
2		3,014.76		'	,	
3		1,033.84				

4	PT	525.39		VOC	VOC 98% 24	(VOC) 24 98
				98%		
5		661.78				
6		537.20				

						MAS
8	794.57		NMP	NMP	NMP C4	C4
9	477.93					
10	21.25			NOx	()	
11	949.84					1

						2	3	4
12		53.27						
13		52.23						
14		146.64						

16		168.98			0.3-1.0%	0.3-1.0%
17		655.05				
18		872.99		360	360	
19		842.93				
20		592.86				

21		1,075.44				
22	PDH	248.12				
23		336.40				

24

--	--	--	--	--	--	--

2

2021

	11	4	79	14
	34	35	163	107
	-	-	-	-
	-	-	18	18
	-	-	-	-
	45	39	260	139

2021 2498

A 50,666,667 18.16

92,010.67 6,339.36

85,671.31

2021 9 1 [2021]

XYZH/2021SHAA20272

2021 12 31 46,640.24

9,240.00

7,400.00 30,000.00

0.24

2021 12 31 150.60

39,181.67

2021 12 31

		2021 12 31
	455981945827	3,005.22
	56567012010090058484	3,006.09
	8110201012701357246	10,062.49
	03004660918	4,005.29
	216300100100308289	1,000.92
	70120122000420849	3,002.75
	10567000000411853	3,002.75
	2900000010120100770659	5,005.35
	97020078801700003930	5,330.83
	67010078801700000633	1,720.00
	67010078801600000639	39.98
		39,181.67

2021

2020 12

2


1


2021 12 31

		6,000.00
		108.80

2021 12 31

(本页无正文,为《安信证券股份有限公司关于上海卓然工程技术股份有限公司 2021 年度持续督导跟踪报告》之签章页)

保荐代表人签字: 
许杲杲


郭青岳



安信证券股份有限公司

2022年5月9日