

2022

A



锦天城律师事务所  
ALLBRIGHT LAW OFFICES

---

501

11/12

021-20511000

021-20511999

200120

---

.....	<b>1</b>
.....	<b>4</b>
.....	4
.....	4
.....	4
.....	7
.....	7
.....	7
.....	7
.....	7
.....	9
.....	13
.....	36
.....	38
.....	38
.....	38
.....	39
.....	39
.....	40
.....	40
.....	41
.....	43

---

2022

A

01F20225168

A

2023 3 3

2022

A

2022

A

2023 3 24

2023 62

2022 10 1 2022

12 31

2023 4 28

2022

A

2023 6 6

---

2022

A

2023 1 1 2023 6 30  
2023 2023

2023 1 1 2023 6 30

2022

A

---

2022

---

2 2022

3 2022

A

1 2022

2

3 2022

2022

2022

13.33 /

80%

4 2022

3

5

1



2

3

1

2

3

4

5

6



5%

7.01%

2023 6 30

14,203,124

5%



---

						/
1				JZ [2020]070 310		2023-08-28 /2026-08-27

1

2023      2020      2021      2022

2023    1-6

	2023    1-6	2022	2021	2020
	115,833.86	293,572.03	390,088.66	272,750.68
	136,108.58	293,572.03	390,088.66	272,750.68
%	85.10	100.00	100.00	100.00

---

36 -

2023 6 30 5% 7.01%

2023 2023 1-6

**1**

**2**

		2023 1-6
		1.06
		359.29
	/	<b>360.35</b>

2023 1-6  
360.35 1.47%

3

2023

		2023 1-6
	/	2,529.30

2023 1-6

/

2,529.30

10.34%

3

	2023 1-6
	437.71

4

5

2023 6 30

		3,000.00	2023-06-26	2024-06-25	

		10,712.00	2022-11-09	2023-11-08	
		7,000.00	2022-12-26	2023-12-05	
		12,000.00	2023-06-26	2024-06-26	
		10,000.00	2018-09-25	2023-12-31	
		18,000.00	2020-10-15	2025-12-31	
		16,000.00	2021-08-19	2024-08-19	
		10,000.00	2021-11-18	2023-08-21	
		15,000.00	2022-08-15	2027-08-15	

		30,000.00	2023-01-11	2024-01-10	
		108,000.00	2023-03-14	2028-08-14	
		11,000.00	2023-06-12	2026-05-22	

1    2023    1    18  
 2    2023    2    23  
 3    2023    5    9  
 2023    6    30

1

1		2012 011607	268 3	4,950.88	67,121.00	/		2057 -06-2 5	
2		2007 08		/	27,606.00			2056 -12-3 0	
3		40572	2	4,425.17	/	/		/	
4		40573	3	20,399.93	/	/		/	
5		2020 0004651	5	6,041.14	99,744.00	/	/	2056 -12-3 0	
6		2020 0004655		63.70		/	/	2056 -12-3 0	

			1						
7		2020 0004656	2	2,708.92		/	/	2056 -12-3 0	
8		2020 0004657	3	2,583.82		/	/	2056 -12-3 0	
9		2020 0004658	4	14,217.78		/	/	2056 -12-3 0	
10		2016 0053429	103 19 B 1905	163.67	/			/	
11		2020 0007672	731		/ 28,211.00			2060 -04-0 1	
12		2020 0007673	731		/ 30,482.00			2060 -04-0 1	
13		2020 0007674	731		/ 50,214.00			2060 -04-0 1	

14

2020

		0007675	731					1	
15		2020 0007676	731	/	57,313.00			2060 -04-0 1	
16		2020 0007677	731	19,384.29	20,286.00	/	/	2060 -04-0 1	
17		2021 0000207	721	49,883.70	218,422.0 0	/	/	2057 -03-2 9	
18		2021 0000209	721	2,424.83	6,113.30	/	/	2048 -07-0 5	



23		2021 0000219	721	/	15,839.00			2059 -10-1 7	
24		2021 0000221	721	/	16,616.50			2060 -03-3 0	
25		2021 0000222	721	/	47,100.00			2060 -03-3 0	
26		2021 0000223	721	/	17,133.00			2060 -01-1 8	
27		2021 0000224	721	/	46,272.00			2060 -09-2 8	
28		2021 0000225	721	/	41,286.00			2060 -09-2 8	
29		2021 0000226	721	/	108,324.6 0			2061 -12-2 1	
30		2021 0000227	721	/	41,929.00			2060 -01-1 8	

31		2021 0011764	999	3,810.79	15,526.00	/	/	2056 -08-3 0	
32		2021 0011726	999	51,954.00	101,683.0 0	/	/	2059 -11-1 0	
33		2021 0011762	999	5,687.57	13,895.00	/	/	2056 -08-3 0	
34		2021 0011672		/	21,274.00			2056 -8-30	
35		2021 0011662		/	18,951.00			2056 -08-3 0	
36		2021 0011670		/	14,719.00			2056 -08-3 0	
37		2022 039247	296 3/15	/	25,951.30			2072 -10-1 8	
38		2023) 0006242	701	2,691.54	70,034.61	/	/	2054 -01-0 5	
39		2023)		26,263.13	86,151.16	/	/	2057 -05-2	

		0006243	691					1	
40		2023) 0006244	701	20,560.59	29,307.55	/	/	2054 -01-0 5	
41		2023) 0006245	691	11,618.35	26,448.78	/	/	2059 -07-1 1	

38 39 40

41

2

1

2023 8 31

2

2023 8 31

188

5

1

---

--	--	--	--	--	--	--

1

15			ZL201820134805.9	2018/1/26		
16			ZL201821007001.9	2018/6/28		
17	304L/SA210		ZL201810684881.1	2018/6/28		
18			ZL201810684817.3	2018/6/28		
19			ZL201921417641.1	2019/8/29		

20

ZL201921417604.0 2019/8/29

31			ZL202020951698.6	2020/5/29		
32			ZL202020951664.7	2020/5/29		
33			ZL202020951655.8	2020/5/29		
34			ZL202020951653.9	2020/5/29		
35			ZL202020951652.4	2020/5/29		
36			ZL202020949162.0	2020/5/29		
37			ZL202020949156.5	2020/5/29		
38			ZL202020949155.0	2020/5/29		
39			ZL202021909555.5	2020/9/4		
40			ZL202021909554.0	2020/9/4		
41			ZL202021909297.0	2020/9/4		
42			ZL202023261961.8	2020/12/30		
43			ZL202023249954.6	2020/12/30		
44			ZL202120290902.9	2021/2/2		
45			ZL202120290900.X	2021/2/2		
46			ZL202120290895.2	2021/2/2		
47			ZL202120290885.9	2021/2/2		

---

48			ZL202120290883.X	2021/2/2		

49

ZL202120290872.1

2021/2/2





77			ZL201320546141.4	2013/9/3		
78			ZL201320545741.9	2013/9/3		
79			ZL201320551999.X	2013/9/5		
80			ZL201320591944.1	2013/9/24		
81			ZL201710195786.0	2017/3/29		
82			ZL201720845273.5	2017/7/12		
83			ZL201720844300.7	2017/7/12		
84			ZL201720842887.8	2017/7/12		
85			ZL201720842863.2	2017/7/12		
86			ZL201820995991.5	2018/6/27		
87			ZL201820995979.4	2018/6/27		
88			ZL201820995977.5	2018/6/27		
89			ZL201820995976.0	2018/6/27		
90			ZL201820995960.X	2018/6/27		
91			ZL201820995958.2	2018/6/27		

92			ZL201820995822.1	2018/6/27		
93			ZL201820995788.8	2018/6/27		
94			ZL201820995787.3	2018/6/27		
95			ZL201820995786.9	2018/6/27		
96			ZL201820995765.7	2018/6/27		
97			ZL201821164620.9	2018/7/23		
98			ZL201821164617.7	2018/7/23		
99			ZL201821164598.8	2018/7/23		
100			ZL201821164587.X	2018/7/23		
101			ZL201821164585.0	2018/7/23		

102

ZL201821164584.6 2018/7/23

106			ZL201811135535.4	2018/9/27		
107			ZL201920039784.7	2019/1/10		
108			ZL201920193584.7	2019/2/13		
109			ZL201920193583.2	2019/2/13		
110			ZL201920193577.7	2019/2/13		
111			ZL201910201901.X	2019/3/18		
112			ZL201920380852.6	2019/3/25		
113			ZL201910265854.5	2019/4/3		



126			ZL201921528074.7	2019/9/16		
127			ZL201921910279.1	2019/11/7		
128			ZL201921910277.2	2019/11/7		
129			ZL201921909881.3	2019/11/7		
130			ZL201921909815.6	2019/11/7		
131			ZL201921909790.X	2019/11/7		
132			ZL202020207936.2	2020/2/25		
133			ZL202020207932.4	2020/2/25		
134			ZL202020207258.X	2020/2/25		
135			ZL202020207256.0	2020/2/25		
136			ZL202010485059.X	2020/6/1		
137			ZL202021985893.7	2020/9/11		

---

138			ZL202021985880.X	2020/9/11		
139			ZL202021985348.8	2020/9/11		
140			ZL202021985324.2	2020/9/11		
141			ZL202021985313.4	2020/9/11		
142			ZL202021985284.1	2020/9/11		
143			ZL202021983961.6	2020/9/11		
144			ZL202021983941.9	2020/9/11		
145			ZL202022003103.7	2020/9/14		
146			ZL202022002862.1	2020/9/14		
147			ZL202022002833.5	2020/9/14		

---

148			ZL202022000963.5	2020/9/14		
149			ZL202022006621.4	2020/9/15		
150			ZL202022006463.2	2020/9/15		
151			ZL202022026759.0	2020/9/16		
152			ZL202022024454.6	2020/9/16		
153			ZL202022024428.3	2020/9/16		
154			ZL202022023511.9	2020/9/16		
155			ZL202022023499.1	2020/9/16		
156			ZL202022021442.8	2020/9/16		
157			ZL202121087229.5	2021/5/20		

158			ZL202121087228.0	2021/5/20		
159			ZL202121087209.8	2021/5/20		
160			ZL202121086468.9	2021/5/20		
161			ZL202121086466.X	2021/5/20		
162			ZL202121097697.0	2021/5/21		
163			ZL202121097683.9	2021/5/21		
164			ZL202121097394.9	2021/5/21		
165			ZL202121097392.X	2021/5/21		
166			ZL201310723940.9	2013/12/24		
167			ZL201910201890.5	2019/3/18		



168			ZL202011049603.2	2020/9/29		
169			ZL202110120222.7	2021/1/28		
170	WINCC		ZL202110118299.0	2021/1/28		
171			ZL202210944512.8	2022/8/8		
172			ZL201910201900.5	2019/3/18		
173			ZL202221868642.X	2022/7/20		
174			ZL202221869430.3	2022/7/20		

175

179			ZL202221869367.3	2022/7/20		
180			ZL202221869477.X	2022/7/20		
181			ZL202220189770.5	2022/1/24		
182			ZL202220282888.2	2022/2/12		
183		,	ZL202221266988.2	2022/5/25		
184		, ( )	ZL202221030932.7	2022/4/29		
185			ZL202221868711.7	2022/7/20		
186			ZL202210340738.7	2022/4/2		
187	HPPO		ZL202210338179.6	2022/4/1		
188			ZL202210267557.6	2022/3/18		



---

	91310112MA1GDYLY9R

---

---

50,000



1

1		50613 49230 08		15,000.00	2023-01-13 / 2025-01-12	50613492 3008	/	
2		2023  00078		14,000.00	79	2023  0005 2023	/	
						0006		
3		08026 17		2,500.00	2	0790467_ 001	/	
4		08133 14		3,000.00	2	0790467_ 001	/	
5		202 3  90598 80313		90,000.00	2023-03-24 / 2038-03-24	2023  90598803 13	(2023) 9059880 313 (2023)	9059880 313 -001
6		11201 T223 030		500.00	2023-06-30 / 2024-06-29	11200T22 2035A00 1	/	



2023

2023 6 30



2023

20%

1

1                    2023    8    10

2023    1-6

15%

2                    2023    8    8

2023    1-6

15%

3

2023    1-6

20%

2





1,000

1			2022 0606 1828 2023 06 326			4,924.96
2			2023 0921 514			1,074.00[1]
3			2023 0921 456			1,505.21

1

2023 8 31

4,500.00

1

---

1,000

1%

2

<http://neris.csrc.gov.cn/shixinchaxun/>

<http://www.sse.com.cn/>

<http://www.szse.cn/>

<http://wenshu.court.gov.cn/>

<http://zxgk.court.gov.cn/zhzxgk/>

<http://neris.csrc.gov.cn/shixinchaxun/>

<http://www.sse.com.cn/>

<http://www.szse.cn/>

<http://wenshu.court.gov.cn/>



<http://zxgk.court.gov.cn/zhzxgk/>


2023 7 24

2023 0122




(本页无正文，系《上海市锦天城律师事务所关于上海卓然工程技术股份有限公司 2022 年度向特定对象发行 A 股股票的补充法律意见书（二）》之签署页)

  
上海市锦天城律师事务所  
负责人：  
顾功耘

  
经办律师：\_\_\_\_\_  
王立

经办律师：  
杨继伟

经办律师：  
王倩倩

2023 年 9 月 13 日